


HELP MENU

Checking For Updates

Link To Learning Room


Support





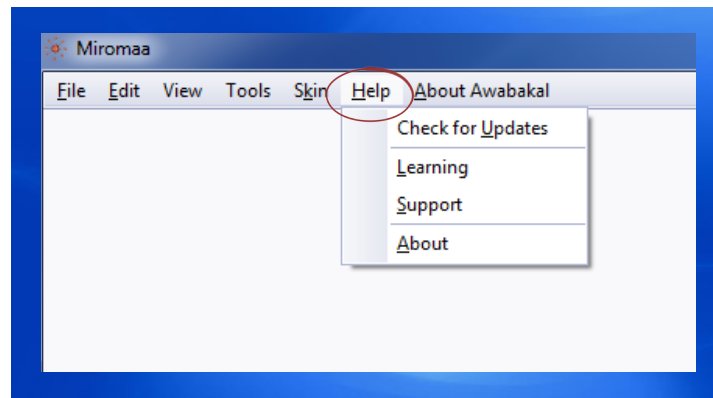
Contents

The Help Menu	3
Check for Updates.....	3
Learning	3
Support	4



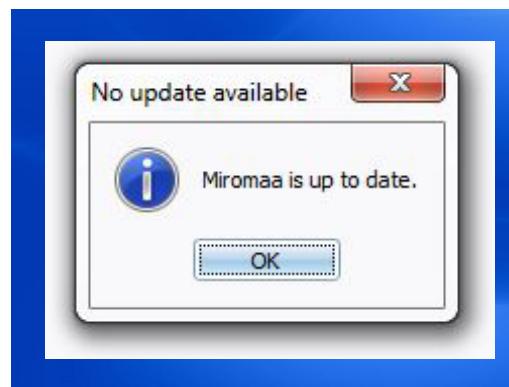
The Help Menu

The help menu is really important. This is where you come to check for updates. It also contains links to our learning resources and our details so you can contact us if you need more hands-on support.




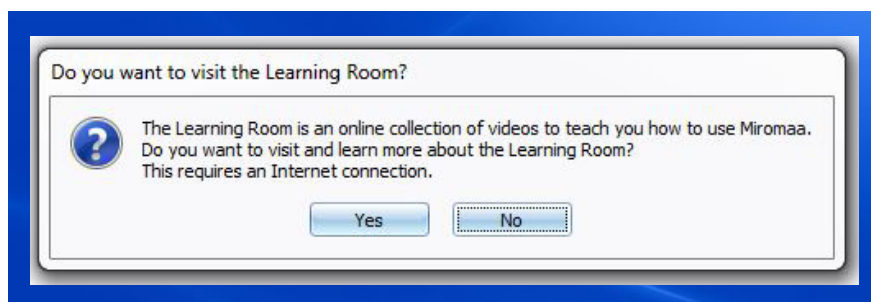
Check for Updates

When you click here a box will pop up to let you know whether your version of Miromaa is up-to-date. If there is an update available it will give you instructions on how to update.



Learning

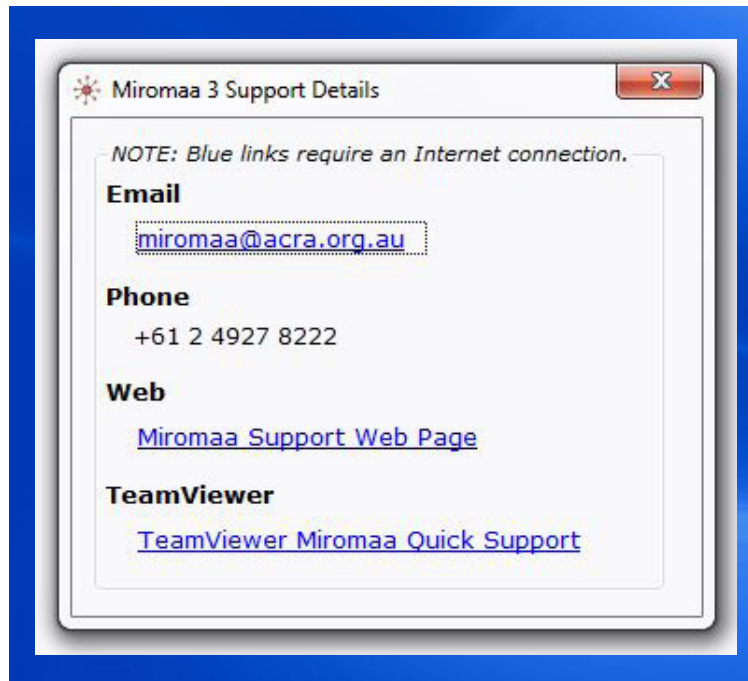
This gives you a link to our learning room, which is part of our website. This is where all of our learning resources are kept, including the manual chapters, and videos on how to use Miromaa.





Support

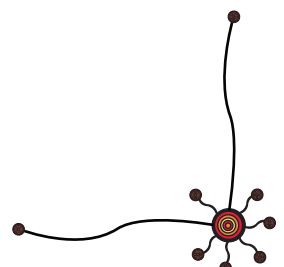
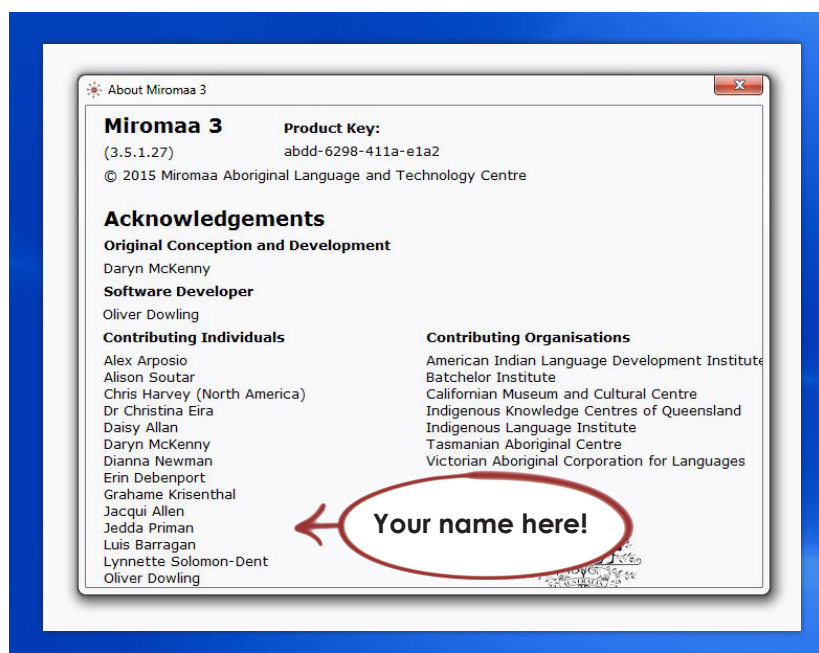
Provides you with the contact information of our support team and a link to the support page of our website. Also has a link to download a program that will help us to see your computer remotely if needed.

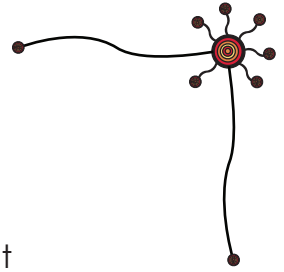


About

Here you'll find all the information about Miromaa, including a list of all the people who have contributed to the features you use.

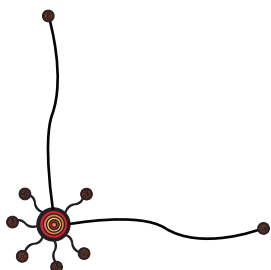
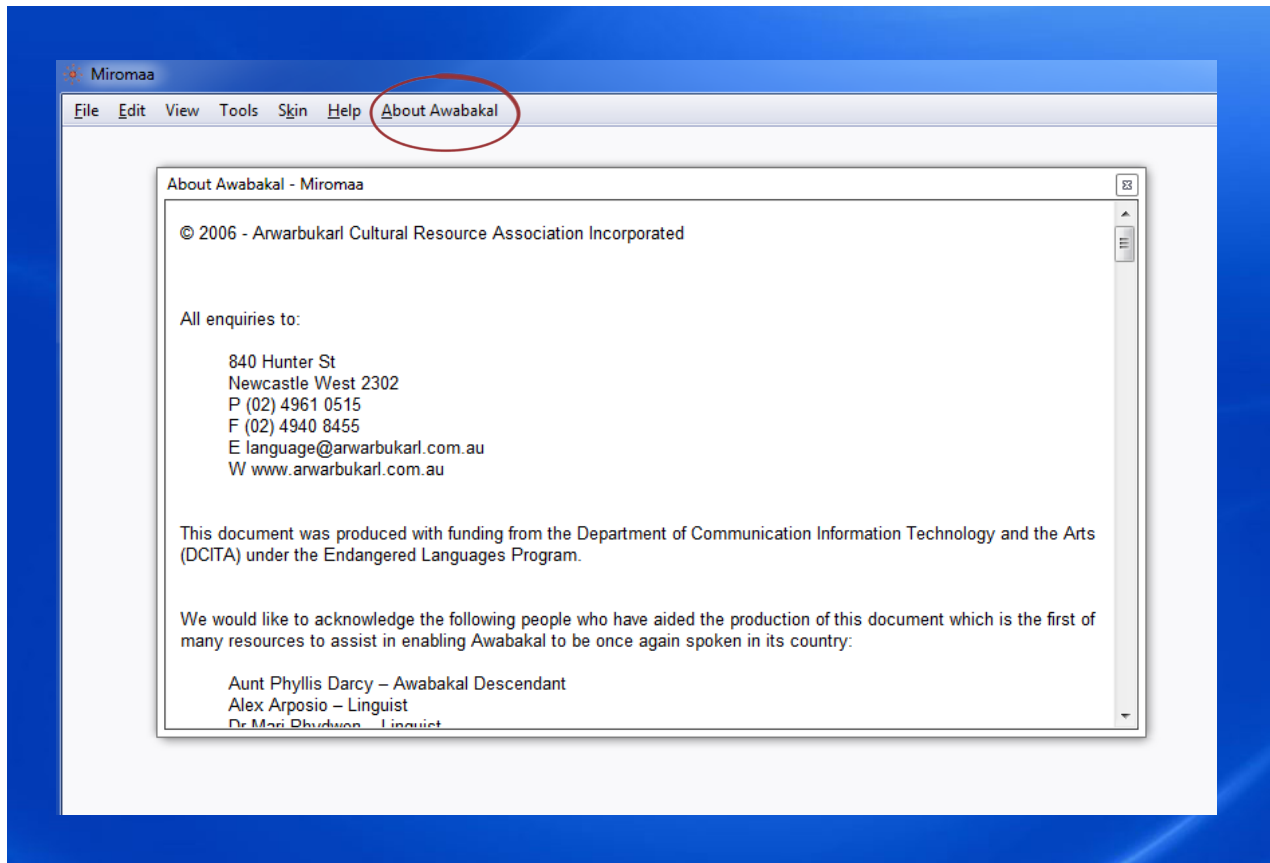
Your suggestions of possible new or additional features are always welcome!






About Your Language

The About Your Language menu option is a place for you to write about your language. You have the option to include this document when you create word lists and dictionaries.



A stylized illustration of a neuron. It features a central cell body (soma) with a red and yellow concentric circle pattern. Several branching processes (dendrites and an axon) extend from the cell body, each ending in a small red dot representing a synapse or terminal. The branching processes are colored in shades of blue and green.

A stylized illustration of a neuron. It features a central cell body (soma) with a multi-layered, concentric circular pattern in shades of red and orange. From this central body, several dark grey lines (dendrites and an axon) extend outwards. One long line extends vertically upwards, ending in a small dark grey circle. Another line extends horizontally to the right, ending in a small dark grey circle. Several shorter lines extend downwards and to the left, each ending in a small dark grey circle. The entire illustration is set against a plain white background.



We would love to hear your feedback on Miromaa so please don't hesitate to tell us about your experiences:

Miromaa Aboriginal Language & Technology Centre

Suite 1
50 Bolton Street,
Newcastle. NSW. 2300.
Phone: +61 2 4927 8222
miromaa@acra.org.au
www.miromaa.org.au

Remote Support

If you would like further help we can assist by providing support by email or by using our remote support software TeamViewer:

<http://miromaa.org.au/miromaa/support.html>

Miromaa Learning Room

The most recent version of this, and all of our training documents will be available in the learning room.

<http://www.miromaa.org.au/miromaa/learning-centre/learning-room.html>



Miromaa ALTC
Aboriginal Language and Technology Centre

